

# SPX532.2

LI-ION BATTERY



Lifting capacity

3200 kg



Max tip height

17,3 m



Dimensions (l x w x h)

L x W x H

3145 x 770 x 1965 mm




Powered by

Li-ion battery



Weight

2520 kg



EN [m - kg]



# FEATURES



## INTUITIVE USER INTERFACE

### Radio control

- Optimized usability
- Improved layout

### Touch display

- 7" IP66 heavy duty
- Live load-chart and stability area
- Crane assistant onboard
- Self-diagnostics & troubleshooting

## LI-ION BATTERY POWERED

- Indoor operation, emission free
- Maintenance free
- Runtime over 1 workday
- On board 110/230V fast charger: 0-80% in 3 h (110V: 4:30 h)
- Adjustable charging current
- Work while charging



## ENDLESS CRANE CONFIGURATIONS

- **Hook** - Fast hook/winch switch
- **Winch**: 80 m rope
- 800 kg capacity single fall / 3200 kg 4 falls
- **Hydraulic jib** - 1000 kg SWL
- Hook or winch
- +16/-80° angle, up to 5,1 m length
- Unique self-installation system
- **Tools**: Plug&Play connection



## PICK & CARRY

- Up to 400 kg lifting capacity
- 360° turrett rotation
- Extendable crawler for improved driving



## ACCURATE LOAD HANDLING

- Dynamic load sway control
- Automatic speed adjustment to ensure smooth and precise manoeuvres
- Automatic movement limitation to maximise safety
- Components engineered to maximise stiffness and load stability



## SAFETY SYSTEMS

- Full LMI system
- Anti crash system
- Feedback on display



## J-LINK POWERED BY TRACKUNIT\*

- Remote fleet monitoring and diagnostics
- Built-in or retrofit on existing units



\*Optional



## HIGH LIFTING CAPACITY IN REDUCED STABILITY


- Optimal lifting capacity/footprint ratio
- Optimized weight distribution

### SINGLE DOORWAY

- Precise and easy to drive
- Non-marking white tracks for indoor\*



SINGLE DOORWAY (800)

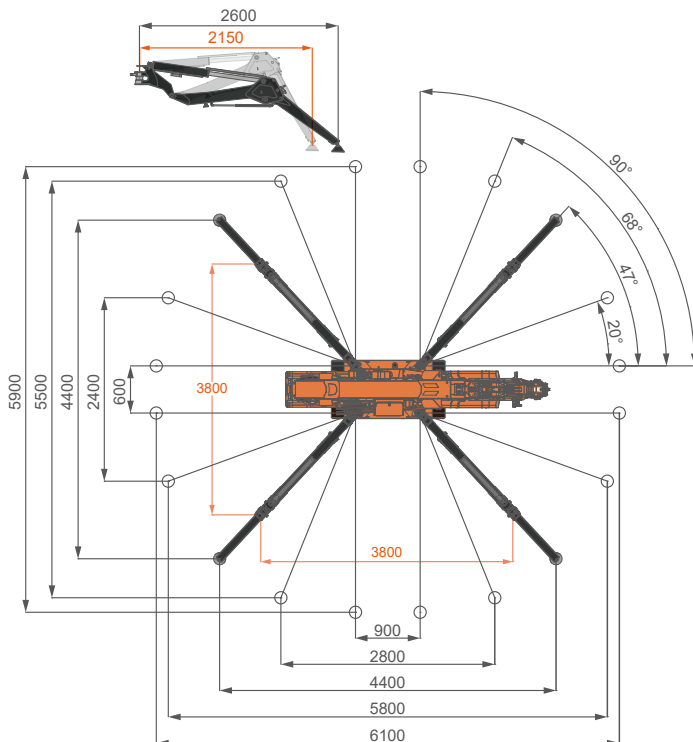


(mm)

## DIMENSIONS

## STABILITY AREA

(mm)



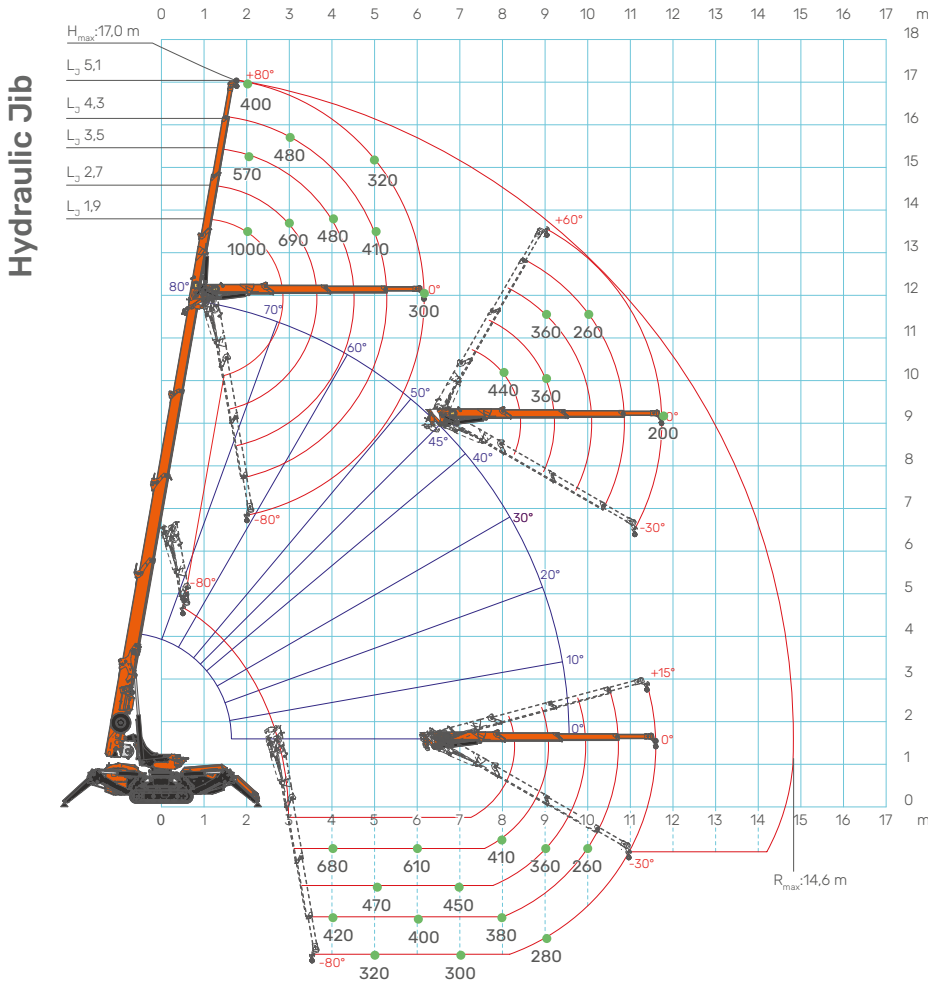
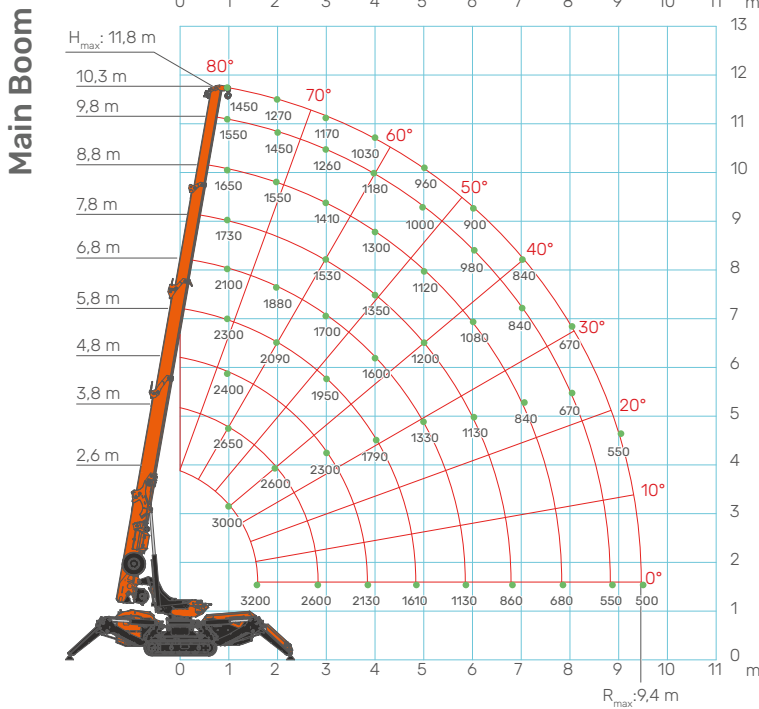
### COMPACT FOOTPRINT

- 9 outriggers steps 0°/90°, independent configuration
- 2 outrigger extensions
- Self-levelling





# LOAD CHARTS



# TOOLS AVAILABLE

## HYDRAULIC JIB 1000 kg SWL



## SEARCHER HOOK 1200 kg SWL



## BEAM/PIPE MANIPULATOR 500 kg SWL - JIB500GR



## GLASS MANIPULATOR 800 kg SWL - JVM800R



**SPX532.2**  
LI-ION BATTERY

Jekko s.r.l. • [info@jekko.it](mailto:info@jekko.it) • [www.jekko-cranes.com](http://www.jekko-cranes.com)

Specifications are subject to change without notice.

All data provided is for reference purposes only and is not legally binding.