

JF545.2

DIESEL BI-ENERGY



Lifting capacity
15500 kg



Max tip height
32,5 m



Dimensions (l x w x h)
5830 x 1840 x 2830 mm



Powered by
Bi-Energy
Diesel + Electric Power Pack



Weight
13730 + 3500 kg



EN [m - kg]



FEATURES



3 BOOM ARTICULATIONS

- Higher boom versatility
- Pass-over obstacles
- Negative angle operation

VERSATILE STABILITY CONFIGURATIONS

- Stepless outriggers rotation 0°/45°
- Stepless telescopic outriggers extension
- Adjustable outriggers height
- Asymmetric configuration
- Self-levelling



ENDLESS CRANE CONFIGURATIONS

- **Hook** - 1550 kg capacity
- **Winch**
 - Two options: 3000kg-60 m / 2000kg-60 m
 - 1 / 2 / 3 falls
- **Hydraulic jib** - 3000 kg capacity
 - Hook or winch mode
 - 12,5 m length fully extended
 - Hydraulic lines for tools
- **Independent hydraulic tools** - Easy connection for any tool



INTUITIVE USER INTERFACE

- **Radio control**
 - Optimized usability
 - Improved layout
- **Touch display:** 7" IP66 heavy duty
 - Live stability area
 - Crane assistant onboard
 - Self-diagnostics & troubleshooting



DIESEL BI-ENERGY POWERED

- **Diesel engine:** 55,4 kW Kubota diesel engine
 - Variable Speed Engine Management: low consumption, low noise, faster crane movements
 - Eco/Normal/Power working modes
 - DPF filter with automatic management
- **Electric Power Pack ***
 - On board motor: 100% electric operation
 - Emission-free and noise-free indoor operation
 - Threephase motors for every Country



MAN BASKET

- Up to 30,3 m height
- Single or two people
- Self-levelling, rotation and height adjustment
- Aluminium, steel or fiberglass
- EN280 certified



J-LINK POWERED BY TRACKUNIT*

- Remote fleet monitoring and diagnostics
- Built-in or retrofit on existing units



*Optional



SELF REMOVABLE COUNTERWEIGHT

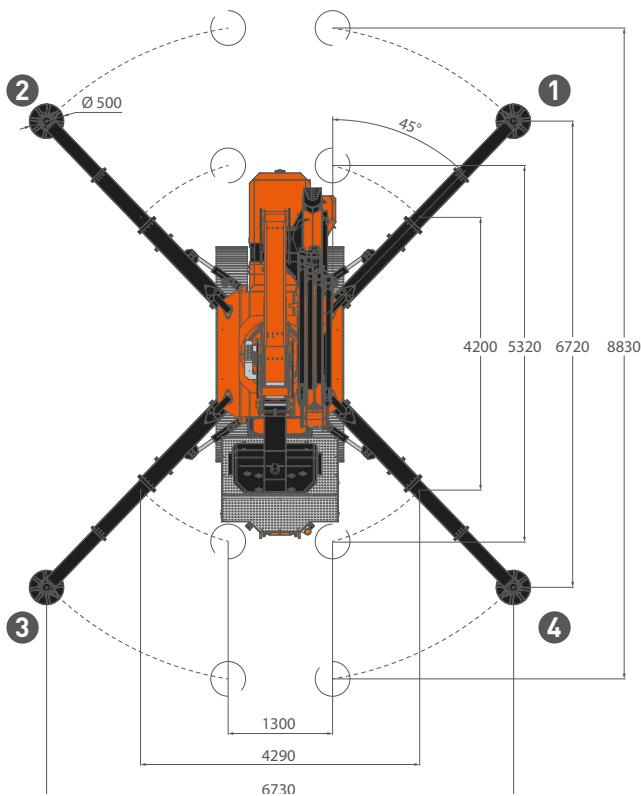
- 3,5 tons
- Easy crane transport

EASY TRANSPORT



DIMENSIONS (mm)

STABILITY AREA (mm)

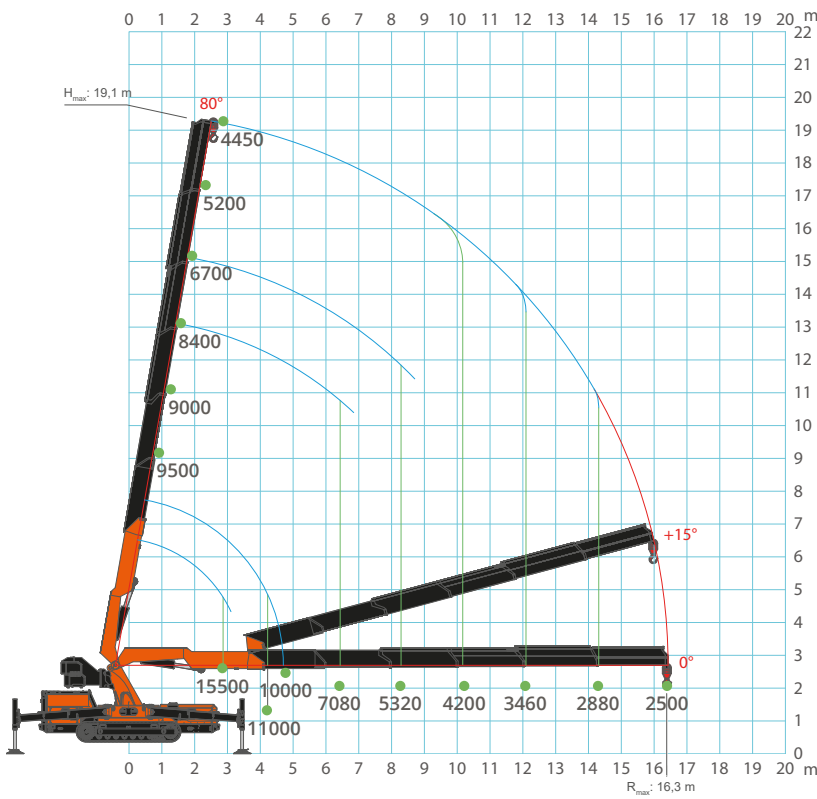


COMPACT FOOTPRINT




LOAD CHARTS

Main Boom



Hydraulic Jib



TOOLS AVAILABLE

HYDRAULIC JIB 3000 kg SWL



MAN BASKET 1 or 2 people



GLASS MANIPULATOR 800 kg SWL - JVM800R



SEARCHER HOOK 11000 kg SWL



MECHANICAL EXTENSIONS



JF545.2
DIESEL BI-ENERGY

Jekko s.r.l. • info@jekko.it • www.jekko-cranes.com

Specifications are subject to change without notice.

All data provided is for reference purposes only and is not legally binding.