

# SPX1280

DIESEL BI-ENERGY



Lifting capacity

8000 kg



Max tip height

26,7 m



Dimensions (l x w x h)

L x W x H

5850 x 1450 x 2040 mm



Powered by

Bi-Energy

Diesel + Electric Power Pack



Weight

8600 kg

1500 kg counterweight included



EN [m - kg]



# FEATURES



## STABILITY & PERFORMANCE

- Optimal tip height/footprint ratio
- 26,7 m max tip height
- Only 4,6 x 4,6 m max footprint
- Removable counterweight: minimizes ground pressure

### LI-ION BATTERY POWERED

#### Diesel engine

- 18,5 kW Kubota diesel engine
- Low consumption, high reliability

#### Electric Power Pack \*

- On board motor: 100% electric operation
- Emission-free and noise-free indoor operation
- Three-phase motors for every Country



### ENDLESS CRANE CONFIGURATIONS

#### Winch: 125 m rope

- 1500 kg capacity single fall / 8000 kg 6 falls
- Hook block stowing

#### Hydraulic jib - 1500 kg SWL

- Hook or winch
- +10/-60° angle, up to 8,3 m length

#### Tools: Plug&Play connection



### ACCURATE LOAD HANDLING

- Dynamic load sway control
- Automatic speed adjustment to ensure smooth and precise manoeuvres
- Automatic movement limitation to maximise safety
- Components engineered to maximise stiffness and load stability



### SAFETY SYSTEMS

- Full LMI system
- Anti crash system
- Feedback on display



### J-LINK POWERED BY TRACKUNIT\*

- Remote fleet monitoring and diagnostics
- Built-in or retrofit on existing units



\*Optional



## 2 TON PICK & CARRY

- Up to 2000 kg lifting capacity
- 360° turret rotation
- Extendable crawler for improved driving

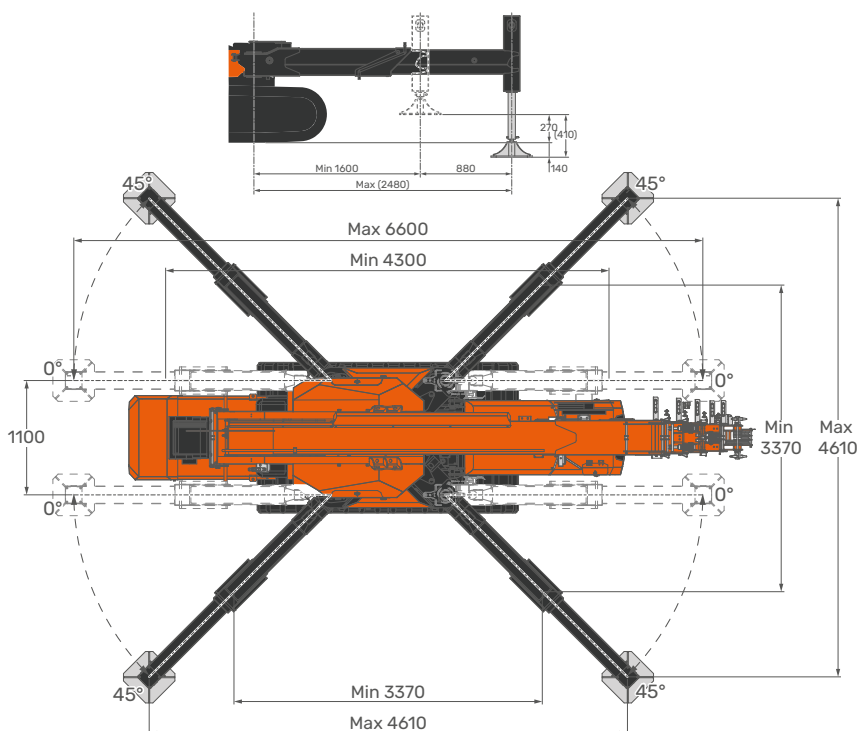
## EASY TRANSPORT

- Precise and easy to drive



DIMENSIONS (mm)

STABILITY AREA (mm)



## COMPACT FOOTPRINT

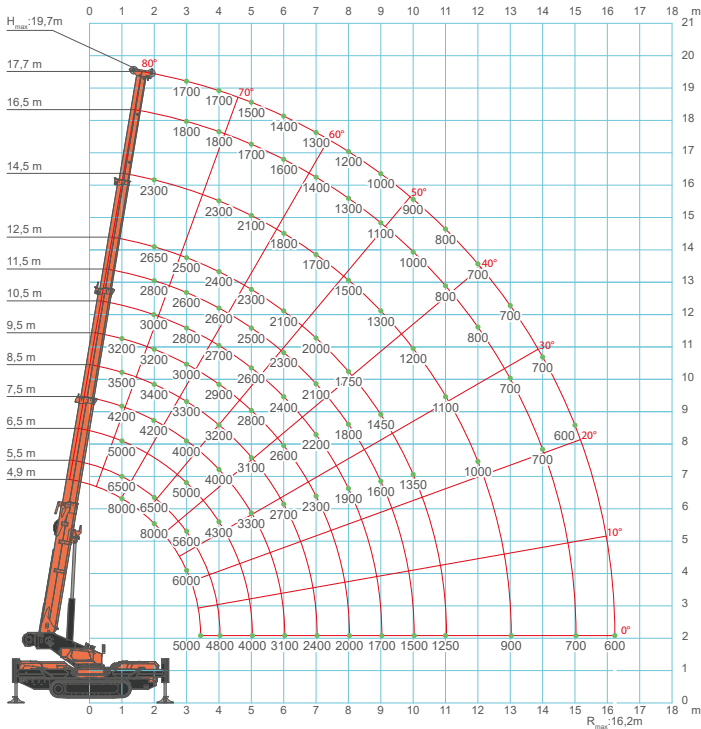
- Stepless outriggers rotation 0°/45°
- Stepless telescopic outriggers extension
- Self-levelling



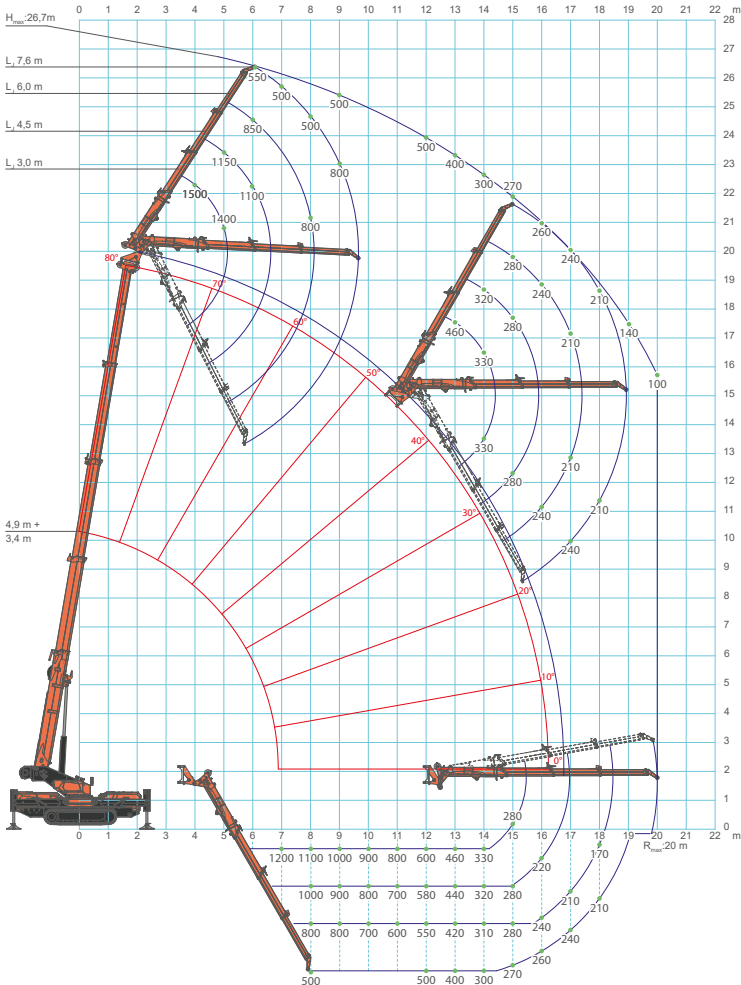


# LOAD CHARTS

Main Boom



Hydraulic Jib



# TOOLS AVAILABLE

## HYDRAULIC JIB 1500 kg SWL



## TWO-SECTION LUFFING JIB 1500 kg SWL



## SEARCHER HOOK 3500 kg SWL



## BEAM/PIPE MANIPULATOR 500 kg SWL - JIB500GR



## GLASS MANIPULATOR 800 kg SWL - JVM800R



**SPX1280**  
DIESEL BI-ENERGY

Jekko s.r.l. • [info@jekko.it](mailto:info@jekko.it) • [www.jekko-cranes.com](http://www.jekko-cranes.com)

Specifications are subject to change without notice.

All data provided is for reference purposes only and is not legally binding.